


TATTTLING

VS. REPORTING



TATTTLING

- Getting someone in trouble
- ✓ Behavior is on accident
- Important
- Harmless situation
- Can be solved on your own

Copyright © 2007 Curriculum Castle

What would YOU Do?

You're playing a game with a friend, and they cheated!

By: _____

Name: _____

Tattling vs. Reporting

Sometimes we experience things we don't like. It is important to know the difference between tattling and reporting. We should report to an adult when someone is hurt or in danger. You should avoid tattling when something is harmless or can be solved on your own.

Directions: Color the speech bubbles using the color key below.

green = reporting
red = tattling

Pam took my pencil.

Ted punched me in the hand.

Jack won't play with me.

Sara picked me.

Two boys were playing.

Character Education

REPORTING

- ✓ Getting someone out of trouble
- ✓ Behavior is on purpose
- ✓ Important
- ✓ Dangerous situation
- ✓ Need help from an adult to solve

A cartoon boy with blonde hair, wearing a red shirt and blue shorts, with his hand to his chin in a thinking pose.

TATTTLING

- ✓ Getting someone in trouble
- ✓ Behavior is on accident
- ✓ Unimportant
- ✓ Harmless situation
- ✓ Can be solved on your own



REPORTING

- ✓ Getting someone out of trouble
- ✓ Behavior is on purpose
- ✓ Important
- ✓ Dangerous situation
- ✓ Need help from an adult to solve



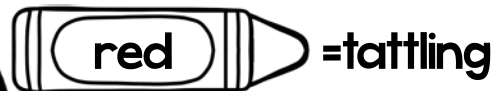
Name: _____

Tattling vs. Reporting



Sometimes we experience things we don't like. It is important to know the difference between tattling and reporting. We should report to an adult when someone is hurt or in danger. You should avoid tattling when something is harmless or can be solved on your own.

Directions: Color the speech bubbles using the color key below.



Pam took my pencil.

Sara keeps picking her nose.

Ted punched me really hard.

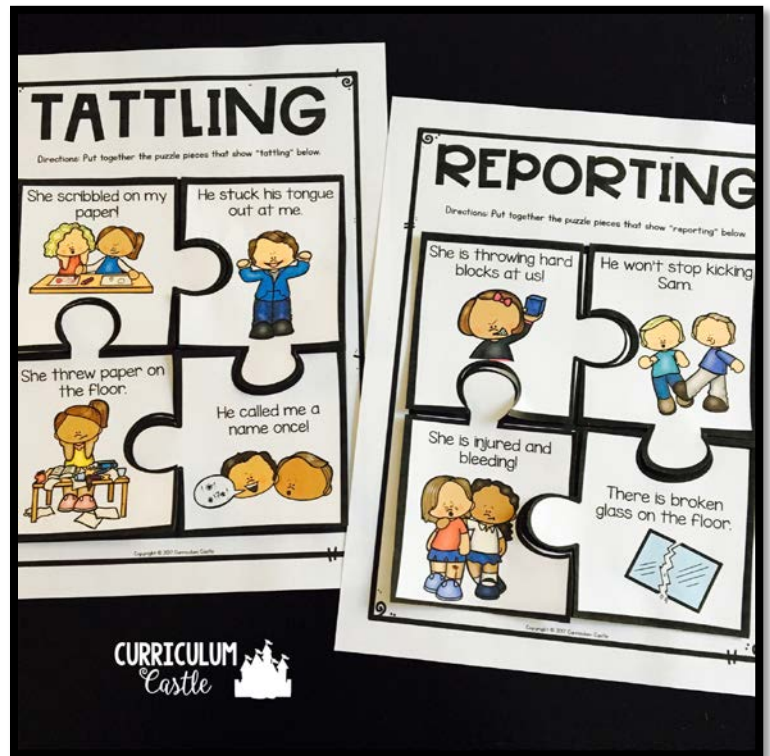
Jack won't play with me.

Two kids are playing near traffic.

tattling vs. reporting

Materials:

- scissors
- puzzle center pieces
- tattling & reporting puzzle mats
- cardstock
- optional*: laminator




Directions:

1. Print the tattling/reporting puzzle mats and puzzle pieces (pages 6-9) on cardstock.
2. Laminate if desired for extra durability.
3. Cut out the puzzle pieces and place them in your center (mixed up).
4. Have students put the puzzles back together on the correct "tattling" or "reporting" puzzle mat.


TATTTLING

Directions: Put together the puzzle pieces that show "tattling" below.



REPORTING

Directions: Put together the puzzle pieces that show "reporting" below.



TATTLING: puzzle pieces

She scribbled on my paper!



He stuck his tongue out at me.



She threw paper on the floor.



He called me a name once!



REPORTING: puzzle pieces

She is throwing hard blocks at us!



He won't stop kicking Sam.



She is injured and bleeding!



There is broken glass on the floor.

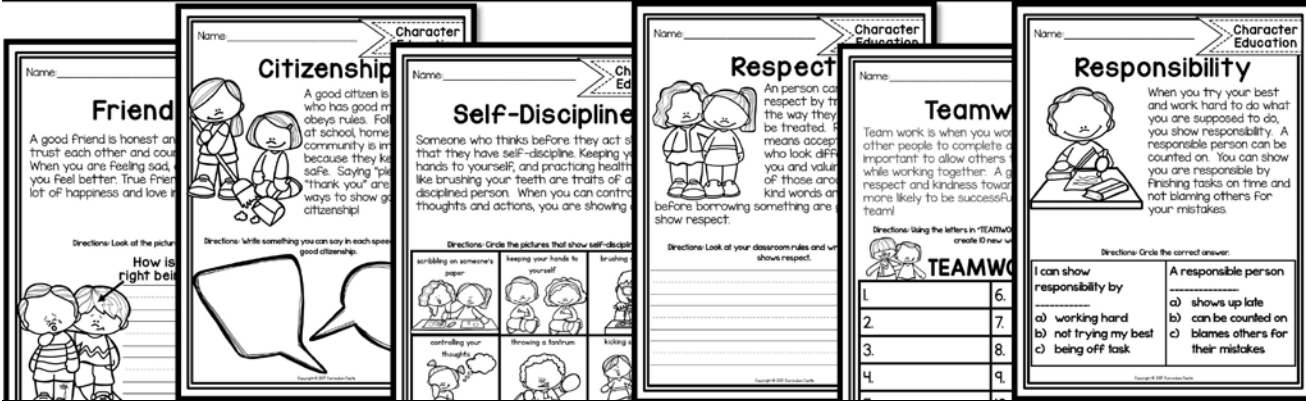


POSTERS: COLOR & B/W


Click here to see our Character Education Pack



Reading Comprehension passages



Draw & Write printables



Crafts & Activities



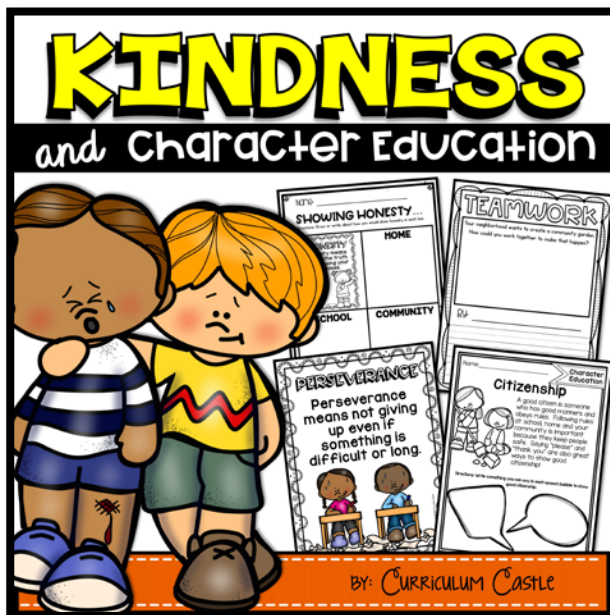
Click here to see our Character Education Pack

Credits & Considerations

CLIP ART AND FONTS BY:



Click on the cover to see MORE:



"This item is a digital download from our TpT store, Curriculum Castle, Inc.:

<http://www.teacherspayteachers.com/Store/Curriculum-Castle>

by Yvette Florez and Jessica Ruiz. As such, it is for use in one classroom only.

This item is also bound by copyright laws and redistributing, editing, selling, or posting this item (or any part thereof) on the Internet are all strictly prohibited without first gaining permission from the author. Violations are subject to the penalties of the Digital Millennium Copyright Act. Please contact us if you wish to be granted special permissions!" curriculumcastle@gmail.com

Connect with us!



Thank you!

Thank you for downloading!
We appreciate your feedback.
Please check out our store and don't forget to follow us for the latest FREEBIES and newly listed products.