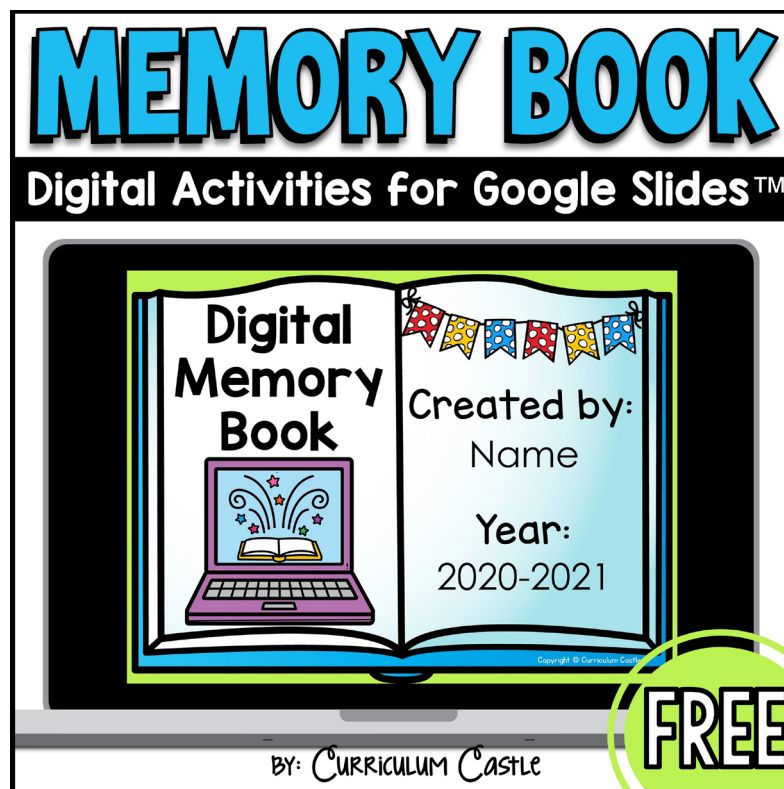



Thank you for downloading this digital resource! If you have any questions or comments, please email us at: curriculumcastle@gmail.com

HOW TO USE THIS RESOURCE:

1. Log into your Google™ account.
2. Click on the image of this digital activity to access the file. →
3. You will be prompted to click on “Make a Copy”.
4. Rename the file and it will automatically save to your Google Drive™ as a master copy.
5. Make another copy to share with your student(s). (This will ensure the master copy can't be edited.)
6. Share the copy with your students on Google Classroom™, Google Drive™ or other learning platform.

CLICK ON THE IMAGE BELOW


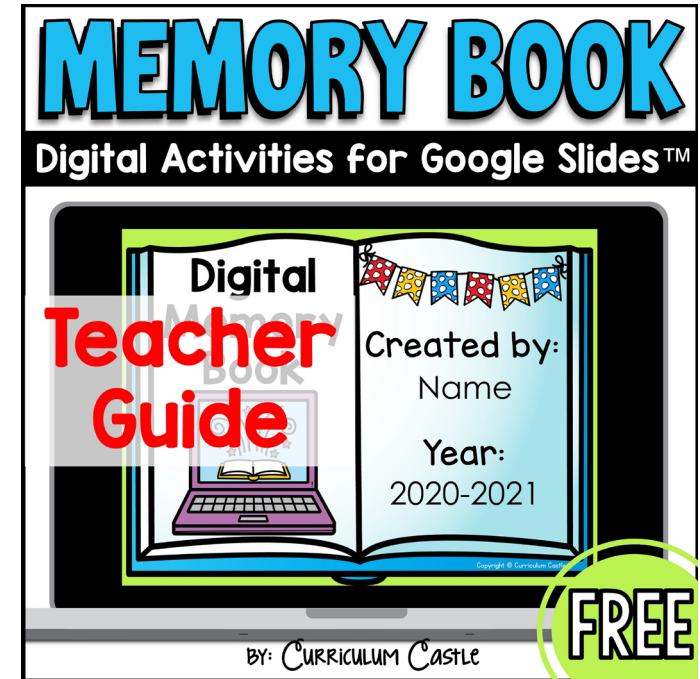


HOW TO ASSIGN A COPY FOR EACH STUDENT IN GOOGLE CLASSROOM™:

1. Go to Google Classroom™.
2. Click on the CLASSROOM tab at the top.
3. Click +CREATE.
4. Choose ASSIGNMENT.
5. Add title and any instructions for your students.
6. Click ADD.
7. Click GOOGLE DRIVE™ from the dropdown menu.
8. Select the file.
9. Click ADD.
10. Change the dropdown arrow to the right of the file to "MAKE A COPY FOR EACH STUDENT".
11. Click ASSIGN at the top right corner.

Now you have a unique copy of the file for each student and your master copy will not be altered as they complete the activity.

**CLICK ON THE IMAGE BELOW
TO READ TIPS ON HOW TO USE
THIS RESOURCE!**



Share the completed digital memory book using PRESENT mode to create a slideshow!

The image shows a Google Slides presentation titled "CCGoogle-MemoryBookEXAMPLE". The interface includes a menu bar with "File", "Edit", "View", "Insert", "Format", "Slide", "Arrange", "Tools", "Add-ons", and "Help". A "Present" button is circled in blue in the top right corner, with a white arrow pointing to it. The main slide area displays a "MEMORY BOOK" template with the subtitle "Digital Activities for Google Slides™". The slide features two cartoon children, a laptop with a book on the screen, and a form for "Created by: Name" and "Year: 2020-2021". The text "BY: CURRICULUM CASTLE" is at the bottom. A sidebar on the left shows four slide thumbnails: 1. "MEMORY BOOK Digital Activities for Google Slides™ Parental Support Teacher Guide", 2. "MEMORY BOOK Digital Activities for Google Slides™ Digital Memory Book", 3. "Digital Memory Book Created by: Joshua Year: 2020-2021", and 4. "This is ME! Age 7 Birthday: December 15 Fun Fact: I love watching WWE wrestling! When I grow up I want to be..."


Click on the images below for a closer look at more resources for the end of the year!

STUDENT AWARDS



BY: CURRICULUM Castle

CAMP OUT *in class!*



BY: CURRICULUM Castle

Terms of Use:



YOU MAY:

- use items (free or paid) for your own classroom students or personal use
- distribute our resources in printed packets to your students/families
- send via email to your classroom families
- post on your password protected class websites or apps that the general public can NOT access (ex. Google Classroom™)
- reference our resources in blog posts, workshops, seminars and share on social media provided credit is given to Curriculum Castle (link back to our website, TpT store or individual product)



YOU MAY NOT:

- alter the resource or remove the copyright
- claim this work as your own or use commercially in any way (ex. online marketplace platforms such as Outschool)
- sell the files or combine them into another unit for sale/free
- distribute our resources to other educators. **Additional discounted licenses are available.**
- post or distribute our free or paid resources on a non-secure blog, school or district website, or file sharing site

Clip Art & Fonts:



This item is a digital download created by Yvette Florez and Jessica Ruiz of Curriculum Castle.

As such, it is for use in one classroom only.

This resource is also bound by copyright laws and redistributing, editing, selling, or posting this item (or any part thereof) on the Internet are all strictly prohibited without first gaining permission from the author. Violations are subject to the penalties of the Digital Millennium Copyright Act. Please contact us if you wish to be granted special permissions!

curriculumcastle@gmail.com

Thank you for downloading! We appreciate your feedback. Please check out our store and don't forget to follow us for the latest FREEBIES and newly listed products.



Connect with us!

