


BUTTERFLY & FROG

Life Cycle Sequencing Cards



BY: CURRICULUM CASTLE




*We hope you enjoy
this life cycle freebie!*

Here are some suggestions for use:

- ✓ Print, laminate and cut out the color cards (pages 3&4). Place them in your science center and have students use the “Life Cycle Order” printable (page 7) to practice placing the cards in the correct order.
- ✓ Print the black & white cards (pages 5&6) for students to color. Have them cut out the cards and glue them in the correct order on their own “Life Cycle Order” printable (page 7).
- ✓ Use the “Life Cycle Order” printable (page 7) to have students draw and label each stage of the butterfly or frog life cycle.
- ✓ We have provided a draw and write for the butterfly and frog life cycles (pages 8&9). Students can write about the stages in the life cycles using “first, next, then, and last”.

Butterfly Life Cycle


eggs



caterpillar



chrysalis

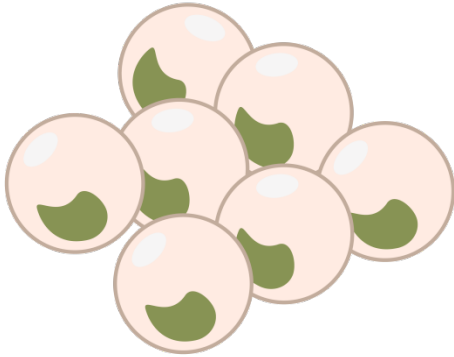


adult butterfly




Frog Life Cycle


eggs



tadpole



froglet

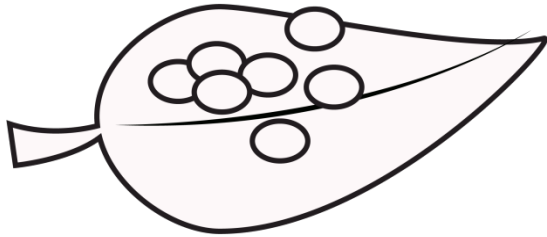


adult frog



Butterfly Life Cycle

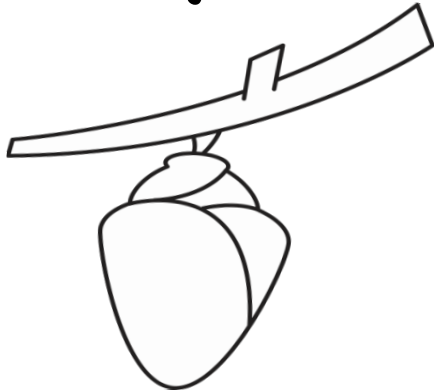
eggs



caterpillar



chrysalis




adult butterfly




Frog Life Cycle


eggs




tadpole



froglet

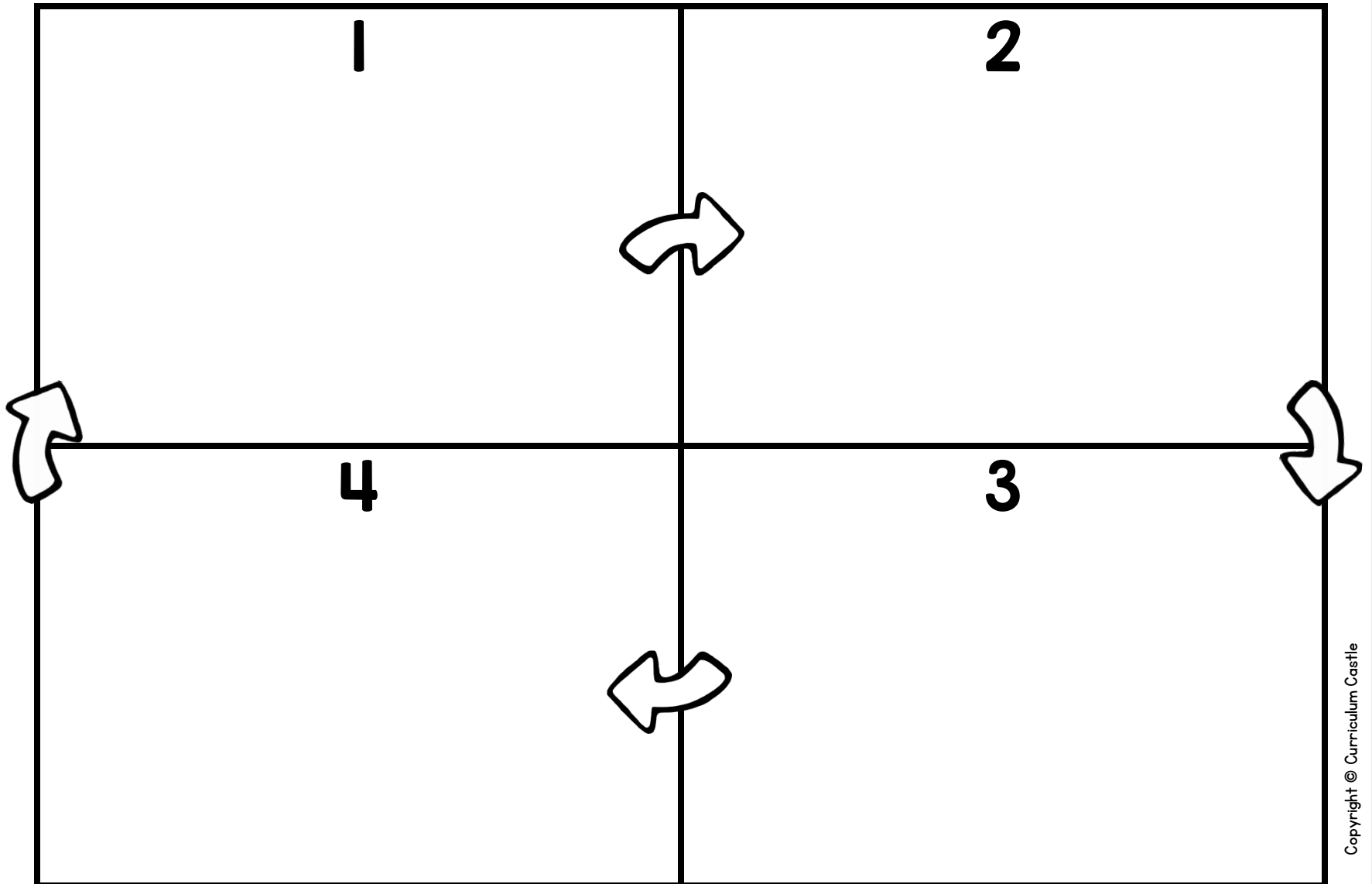


adult frog




Name: _____

Life Cycle Order

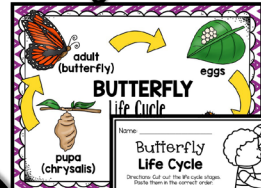


Click on each image to check out more resources your students will love!


BUTTERFLY & FROG Investigation



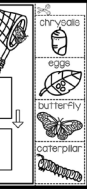
BY: CURRICULUM CASTLE



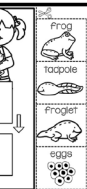
BUTTERFLY Life Cycle



FROG Life Cycle




Parts of a Butterfly



Parts of a Frog

PUMPKIN Investigation



Pumpkin Life Cycle

Parts of a Pumpkin

Pumpkin Predictions

PLANT Investigation




Inside a Seed

Life Cycle of a Plant

Plant Life Cycle

BUNDLE


BUTTERFLY Investigation



Butterflies

Parts of a Butterfly

FROG Investigation



Frogs

Frog Life Cycle

Parts of a Frog

BY: CURRICULUM CASTLE

Terms of Use:



YOU MAY:

- use items (free or paid) for your own classroom students or personal use
- distribute our resources in printed packets to your students/families
- send via email to your classroom families
- post on your password protected class websites or apps that the general public can NOT access (ex. Google Classroom™)
- reference our resources in blog posts, workshops, seminars and share on social media provided credit is given to Curriculum Castle (link back to our website, TpT store or individual product)



YOU MAY NOT:

- alter the resource or remove the copyright
- claim this work as your own or use commercially in any way (ex. online marketplace platforms such as Outschool)
- sell the files or combine them into another unit for sale/free
- distribute our resources to other educators. **Additional discounted licenses are available.**
- post or distribute our free or paid resources on a non-secure blog, school or district website, or file sharing site

Clip Art & Fonts:



KariBolt
children's illustrator

This item is a digital download created by Yvette Florez and Jessica Ruiz of Curriculum Castle.

As such, it is for use in one classroom only.

This resource is also bound by copyright laws and redistributing, editing, selling, or posting this item (or any part thereof) on the Internet are all strictly prohibited without first gaining permission from the author. Violations are subject to the penalties of the Digital Millennium Copyright Act. Please contact us if you wish to be granted special permissions!

curriculumcastle@gmail.com

Thank you for downloading! We appreciate your feedback.

Please check out our store and don't forget to follow us for the latest FREEBIES and newly listed products.



Connect with us!

