

SPELLING CHOICE BOARD

Give your students a fun variety of spelling activities with this editable choice board. This allows them to personalize the way they want to practice their spelling words week to week!

If you have any questions, please contact us as we are more than happy to help:

curriculumcastle@gmail.com

Enjoy!

–Yvette and Jessica



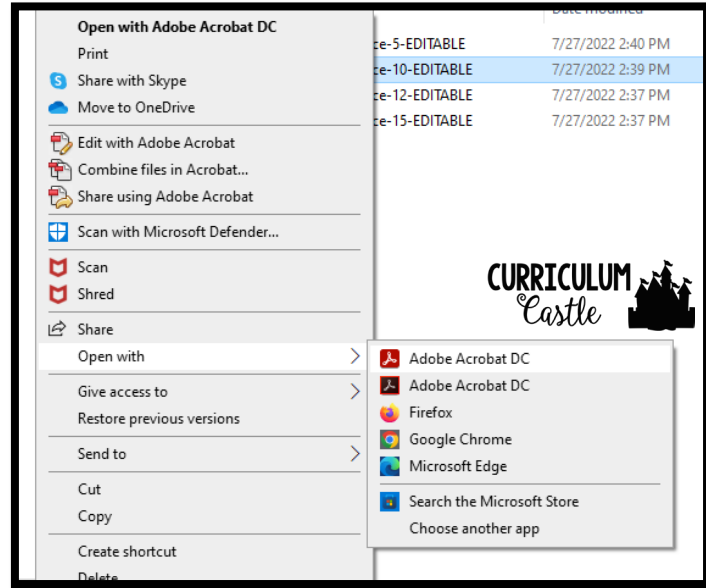
Getting Started:

1. This file is ready to print as is. However, if you want to edit and customize the directions and activities, follow the instructions below.
2. **IMPORTANT:** some computers will open this file in your Internet browser or Preview. This file **MUST** be opened in Adobe Reader in order to edit the PDF and for the embedded fonts to appear correctly.
3. Many computers already have Adobe Reader installed, but if yours does not, install it for **FREE** by clicking the link below:
<https://get.adobe.com/reader/>

SPELLING CHOICE BOARD

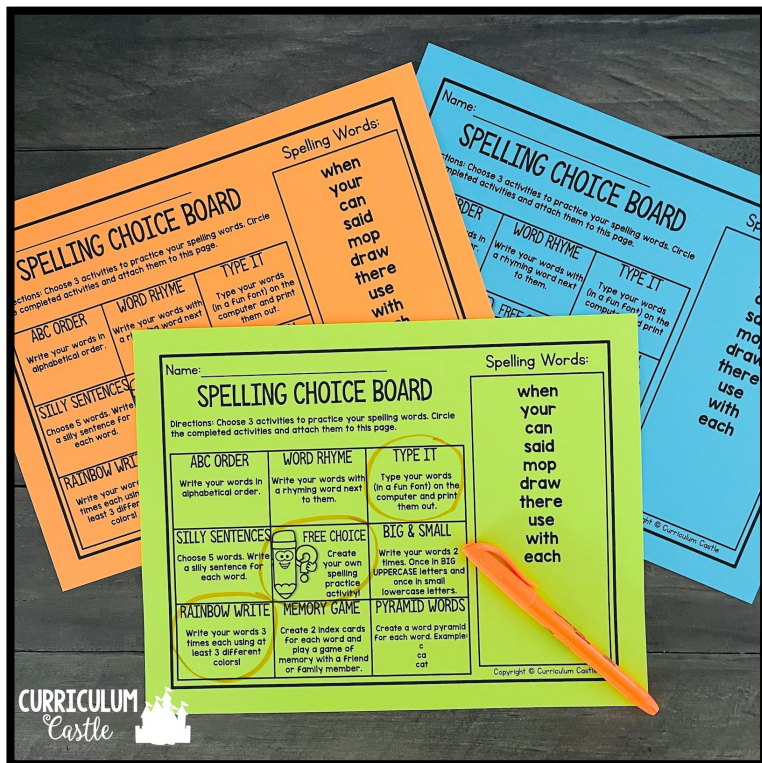
Getting Started:

4. If this file DID NOT automatically open in Adobe Reader, go to your DOWNLOADS folder.
5. RIGHT click on this PDF file.
6. Click OPEN WITH and select Adobe Reader.



How to use this resource:


1. Choose whether you want to type your spelling word list or have your students write them down in the blank box.
2. If desired, edit any directions or activities. You can type anywhere that has a light blue box.
3. Print and make copies of the weekly spelling choice board.
4. Be sure to show your students an example of how each activity is completed.



Name: _____

Spelling Words:

SPELLING CHOICE BOARD

	 FREE CHOICE	

Click on the picture below to check out our EDITABLE SPELLING ACTIVITIES for ANY list!

Name: _____

TRACE & WRITE

Trace each spelling word and practice writing them two times!

when	when	when
your	your	your
can	can	can
said	said	said
mop	mop	mop
draw	draw	draw
there	there	there
use	use	use
with	with	with
each	each	each

© Curriculum Castle

Name: _____

TRACE and TYPE

Trace the spelling word. Then, practice typing each word.

when	your
can	said
mop	draw
there	use
with	each

q w e r t y u i o p
a s d f g h j k l
↑ z x c v b n m ↵
123 space return

© Curriculum Castle

Name: _____

ABC ORDER

Write the spelling words in alphabetical order!

abcdefghijklmnopqrstuvwxyz

SPELLING WORDS:

with	1. can
said	2. draw
there	3. each
your	4. mop
each	5. said
mop	6. there
use	7. use
when	8. when
can	9. with
draw	10. your

© Curriculum Castle

Name: _____

RAINBOW WORDS

Trace the words using different colors!

when	your
can	said
mop	draw
there	use
with	each

© Curriculum Castle

Name: _____

SPELLING MAGIC!

Write each spelling word using a white crayon. Then, color over each word using markers or watercolors to make it magic!

when
your
can
said

when
your
can
said
draw
there
use
with
each

© Curriculum Castle

Name: _____

SPELLING MAGIC!

Write each spelling word using a white crayon. Then, color over each word using markers or watercolors to make it magic!

when
your
can
said

when
your
can
said
draw
there
use
with
each

© Curriculum Castle

Name: _____

WACKY WORDS

Using a paper clip and pencil, spin the spinner. Write the word in the font style you land on!

when draw
your there
can use
said with
mop each

1. CAN
2. there
3. your
4. with
5. mop

6.
7.
8.
9.
10.

© Curriculum Castle

SPELLING WORDS

Week:

1. when
2. your
3. can
4. said
5. mop
6. draw
7. there
8. use
9. with
10. each

© Curriculum Castle

Name: _____

WORD SCRAMBLE

Unscramble the spelling words!

omp	mop
eus	use
ryuo	your
haec	each
nca	can
eehtr	there
hnwe	when
wthi	with
rdwa	draw
sida	said

© Curriculum Castle

Name: _____

WORD SHAPES: BOX IT UP

Use a pencil to match each spelling word to the correct word shape. Then, trace the consonants in BLUE and vowels in RED.

BLUE CONSONANTS b c d f g h j k l m n p q r s t v w x y z RED VOWELS a e i o u

when	your	can	said	mop
draw	there	use	with	each
can	there	each	when	draw
said	draw	with	use	each
your	with	use	each	when
mop	use	each	when	draw

© Curriculum Castle

Name: _____

SUPER SENTENCES

Use two spelling words in each sentence!

when your can said mop
draw there use with each

1. When can you come over to my house?
2. Your yellow mop is missing.
3. Bobby said, "Please use soap to wash the dishes."
4. They should each draw big trees.
5. There are four blue collars.

© Curriculum Castle

Name: _____

STORY TIME!

Use spelling words to create a short story. Draw a picture to go with your story.

when your can said mop
draw there use with each

There was a girl named Molly. She was in the kitchen when she saw a magic mop. She was so happy to see it. She used the magic mop to clean the kitchen. She was so happy to see it. She used the magic mop to clean the kitchen. She was so happy to see it.

© Curriculum Castle

Credits & Considerations

Clip Art and Fonts by:

Editable & Auto-Fills:



SPELLING

Activities for ANY List

BY: CURRICULUM CASTLE

All rights reserved. This item is a digital download from our TpT store:




<http://www.teacherspayteachers.com/Store/Curriculum-Castle>

by Yvette Florez and Jessica Ruiz. As such, it is for use in one classroom only.

This item is also bound by copyright laws and redistributing, editing, selling, or posting this item (or any part thereof) on the Internet are all strictly prohibited without first gaining permission from the author. Violations are subject to the penalties of the Digital Millennium Copyright Act. Please contact us if you wish to be granted special permissions! curriculumcastle@gmail.com

Connect with us!

Thank you!



Thank you for downloading!
We appreciate your feedback.
Please check out our store
and don't forget to follow us
for the latest FREEBIES and
newly listed products.

Terms of Use:

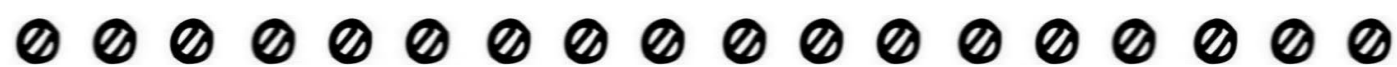


YOU MAY:

- use items (free or paid) for your own classroom students or personal use
- distribute our resources in printed packets to your students/families
- send via email to your classroom families
- post on your password protected class websites or apps that the general public can NOT access (ex. Google Classroom™)
- reference our resources in blog posts, workshops, seminars and share on social media provided credit is given to Curriculum Castle (link back to our website, TpT store or individual product)

YOU MAY NOT:

- alter the resource or remove the copyright
- claim this work as your own or use commercially in any way (ex. online marketplace platforms such as Outschool)
- sell the files or combine them into another unit for sale/free
- distribute our resources to other educators. **Additional discounted licenses are available.**
- post or distribute our free or paid resources on a non-secure blog, school or district website, or file sharing site



Thank you so much for respecting our work. 😊