

# ST. PATRICK'S DAY



BY: CURRICULUM CASTLE

# ST. PATRICK'S WORD BOOK

## Materials:

- leprechaun template
- mini book words
- cardstock
- scissors
- stapler
- crayons
- markers
- pencils

## Directions:

1. On cardstock paper, print/copy the leprechaun template on page 5.
2. Have the students color and cut out the leprechaun.
3. Print and copy the "St. Patrick's Day Word Book" on pages 3-4.
4. Have students complete the mini book pages by coloring and tracing.
5. Cut out the pages of the mini book and staple them to the leprechaun sign holder.



Color the pictures and trace each word. Cut out the book pages.

Attach the completed book to the leprechaun template.

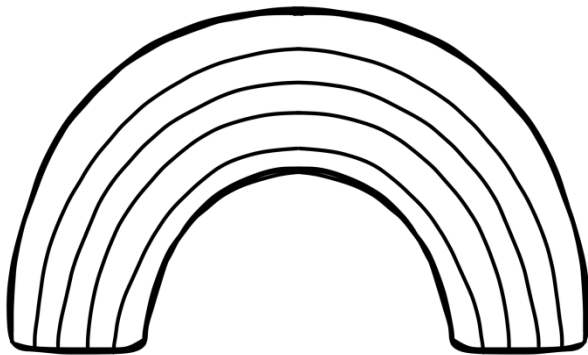
# St. Patrick's Day Word Book

By: \_\_\_\_\_

Copyright © Curriculum Castle



pot of gold




rainbow



shamrock

Color the pictures and trace each word. Cut out the book pages.


Attach the completed book to the leprechaun template.



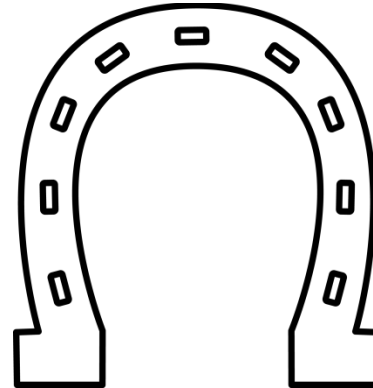
gold coins



leprechaun



top hat



horseshoe


Color and cut out the leprechaun. Attach the completed word book.



Attach word  
book here.

Name: \_\_\_\_\_

# Label the LEPRECHAUN



WORD BANK	jacket	hands	hat
shoes	beard	eyes	buckle


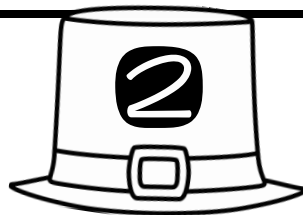

Directions: Use the word bank to fill in the empty boxes.



Name: \_\_\_\_\_

# St. Patrick's SYLLABLE SORT

Directions: Cut and paste each word into the correct syllable box.



Copyright © Curriculum Castle

shamrock

rainbow

gold


leprechaun

green

holiday

clover

hat



Name: \_\_\_\_\_

# Mystery MESSAGE

Directions: Use the letter and number key to decode the message!


8 1 22 5      25 15 21

19 5 5 14      13 25

16 15 20      15 6

7 15 12 4 ?

A=1	F=6	K=11	P=16	U=21
B=2	G=7	L=12	Q=17	V=22
C=3	H=8	M=13	R=18	W=23
D=4	I=9	N=14	S=19	X=24
E=5	J=10	O=15	T=20	Y=25
			Z=26	





Name: \_\_\_\_\_

ANSWER KEY

# Mystery MESSAGE


**H** **A** **V** **E**      **Y** **O** **U**  
8    1    22   5      25   15   21

**S** **E** **E** **N**      **M** **Y**  
19   5   5   14      13   25

**P** **O** **T**      **O** **F**  
16   15   20      15   6

**G** **O** **L** **D** ?  
7    15   12   4

A=1	F=6	K=11	P=16	U=21
B=2	G=7	L=12	Q=17	V=22
C=3	H=8	M=13	R=18	W=23
D=4	I=9	N=14	S=19	X=24
E=5	J=10	O=15	T=20	Y=25
			Z=26	



Click on each image to check out more resources your students will love!

# ST. PATRICK'S

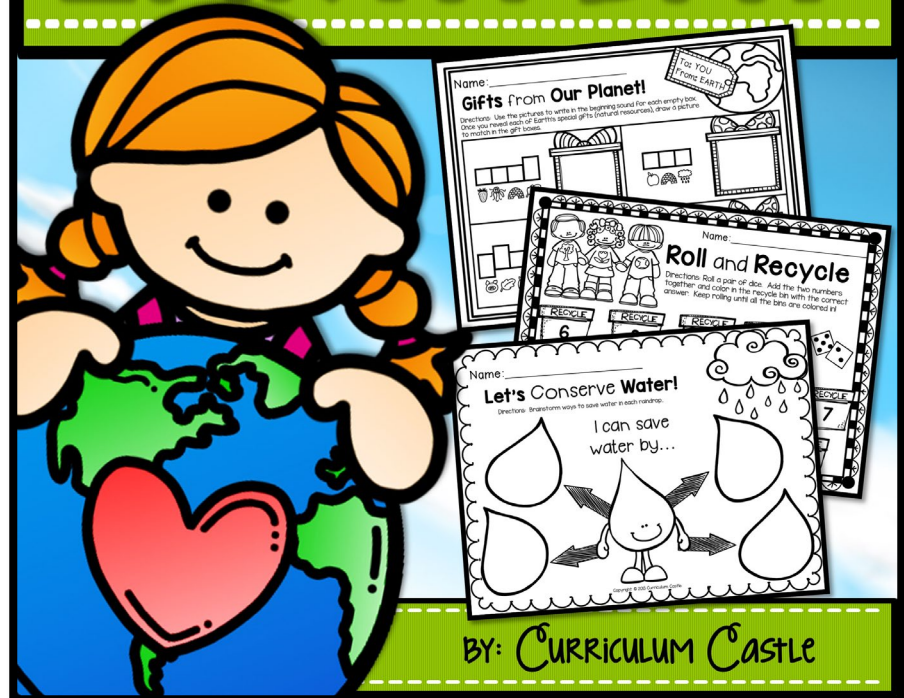
## Celebration Activities



BY: CURRICULUM CASTLE

1st &  
2nd

# EARTH DAY



BY: CURRICULUM CASTLE

# Terms of Use:



## YOU MAY:

- use items (free or paid) for your own classroom students or personal use
- distribute our resources in printed packets to your students/families
- send via email to your classroom families
- post on your password protected class websites or apps that the general public can NOT access (ex. Google Classroom™)
- reference our resources in blog posts, workshops, seminars and share on social media provided credit is given to Curriculum Castle (link back to our website, store or individual product)



## YOU MAY NOT:

- alter the resource or remove the copyright
- claim this work as your own or use commercially in any way (ex. online marketplace platforms such as Outschool)
- sell the files or combine them into another unit for sale/free
- distribute our resources to other educators. **Additional discounted licenses are available.**
- post or distribute our free or paid resources on a non-secure blog, school or district website, or file sharing site

# Clip Art & Fonts:



This item is a digital download created by Yvette Florez and Jessica Ruiz of Curriculum Castle.

As such, it is for use in one classroom only.

This resource is also bound by copyright laws and redistributing, editing, selling, or posting this item (or any part thereof) on the Internet are all strictly prohibited without first gaining permission from the author. Violations are subject to the penalties of the Digital Millennium Copyright Act. Please contact us if you wish to be granted special permissions!

[curriculumcastle@gmail.com](mailto:curriculumcastle@gmail.com)

**Thank you for downloading! We appreciate your feedback. Please check out our store and don't forget to follow us for the latest FREEBIES and newly listed products.**



## Connect with us!

