

ICE CREAM

Party Freebie!



Name: _____

ICE CREAM SHOPPING!

Directions: Create a shopping list for an ice cream party.

1. _____

2. _____

Name: _____

ICE CREAM PARTY!

Directions: Brainstorm ideas of what we will need for an ice cream party. Write some ideas in the scoops below.

Name: _____

ICE CREAM TALLY UP!

Directions: Tally up the class votes for each ice cream flavor and topping.

Flavors & Toppings	Class Votes (tally marks)	Total
chocolate		
vanilla		
strawberry		
sprinkles		
hot fudge		

BY: CURRICULUM CASTLE

Let's Plan an **ICE CREAM PARTY!**

Ice cream parties are a popular "end of the year" activity! Get your students involved in the planning process with the printables provided in this pack.

Page 3—Students will use persuasive writing to explain why you should have a class ice cream party. Usually, they write about it being hot outside or how hard they have worked all year...but the reasons can get VERY creative and fun to read!

Page 4 - Have students brainstorm items they will need for the party. Then, write the ideas down as a class as students share what they came up with.

Page 5—Using the ideas from page 4, have students create a shopping list for the party.

Page 6—Teacher will name off flavors and toppings and have students raise their hand if they like them. As a class, tally up the results. Students will use the tally marks to total up each row.

Page 7 - Left blank in case you want to come up with your own flavors & toppings to survey.



Name: _____

We should have an ice cream party because...



Name: _____

ICE CREAM PARTY!

Directions: Brainstorm ideas of what we will need for an ice cream party. Write some ideas in the scoops below.



Name: _____


ICE CREAM SHOPPING!



Directions: Create a shopping list for an ice cream party.

- 1. _____
- 2. _____
- 3. _____
- 4. _____
- 5. _____
- 6. _____
- 7. _____
- 8. _____

Name: _____




ICE CREAM TALLY UP!

Directions: Tally up the class votes for each ice cream flavor and topping.

Flavors & Toppings	Class Votes (tally marks)	Total
chocolate		
vanilla		
strawberry		
sprinkles		
hot fudge		
cherries		

Name: _____



ICE CREAM TALLY UP!

Directions: Tally up the class votes for each ice cream flavor and topping.


Flavors & Toppings	Class Votes (tally marks)	Total

Keep the end of the year celebration going with...

END of the YEAR

Memory Folder & Student Awards

BUNDLE



BY: CURRICULUM CASTLE

STUDENT AWARDS & MEMORY FOLDER




EOY CELEBRATION ACTIVITIES



END of the YEAR


Celebration Activities



BY: CURRICULUM CASTLE

1st & 2nd

Check out our summer review activities for PreK to 1st Grade!



SUMMER REVIEW

Pre K

Left or Right?
I can color the left and right objects below.
left (yellow) right (blue)

Color by Shape
I can use the key to color by shape.

Beginning Sounds
I can color pictures that match the beginning sound.

Numbers: Count & Color
I can count 3 fish. I can color 3 jellyfish.

BY: CURRICULUM CASTLE

SUMMER REVIEW

K

Long Vowels: A
Name: _____
Directions: Draw each long vowel word. Write the word in the blank box and color the remaining picture.

Ordinal Numbers
Name: _____
Directions: Color the picture to show the ordinal number.

Alphabet Letters
Name: _____
Directions: Trace and write the letter.

Color the Starfish
Name: _____
Directions: Color the addition or subtraction problems. Use the key to color the starfish.

BY: CURRICULUM CASTLE

SUMMER REVIEW

1st Grade

Missing Vowels: Long
Name: _____
Directions: Use the name of the picture. Write the missing vowel to complete each word.

Missing Addend
Name: _____
Directions: Write each missing addend.

A Summer-time Poem
Name: _____
Directions: Read the poem and answer the questions.

Odd or Even?
Name: _____
Directions: How many are in each group? Write the number and circle if it's odd or even.

BY: CURRICULUM CASTLE

Credits & Considerations

CLIP ART AND FONTS BY:



All rights reserved.

This item is a digital download created by Yvette Florez and Jessica Ruiz.

As such, it is for use in one classroom only.

This item is also bound by copyright laws and redistributing, editing, selling, or posting this item (or any part thereof) on the Internet are all strictly prohibited without first gaining permission from the author. Violations are subject to the penalties of the Digital Millennium Copyright Act. Please contact us if you wish to be granted special permissions! curriculumcastle@gmail.com

Connect with us!

Thank you!



Thank you for downloading!
We appreciate your feedback.
Please check out our store
and don't forget to follow us
for the latest FREEBIES and
newly listed products.

Terms of Use:



YOU MAY:

- use items (free or paid) for your own classroom students or personal use
- distribute our resources in printed packets to your students/families
- send via email to your classroom families
- post on your password protected class websites or apps that the general public can NOT access (ex. Google Classroom™)
- reference our resources in blog posts, workshops, seminars and share on social media provided credit is given to Curriculum Castle (link back to our website, TpT store or individual product)



YOU MAY NOT:

- alter the resource or remove the copyright
- claim this work as your own or use commercially in any way (ex. online marketplace platforms such as Outschool)
- sell the files or combine them into another unit for sale/free
- distribute our resources to other educators. **Additional discounted licenses are available.**
- post or distribute our free or paid resources on a non-secure blog, school or district website, or file sharing site



Thank you so much for respecting our work. 😊