


LOOK AT ME READ

CVC Word Detectives FREEBIE



Name: _____

CVC Fluency Folders

Directions: Using a pencil and paperclip, spin the spinner. Read each word in that row. Keep spinning until all the rows are completed!

| | | |
|--------------------------|------|--|
| -at TOP SECRET | SPIN | After you read the row, color in the folder. |
| | | hat bat rat pat |

Name: _____

Follow the Prints!

Directions: Color in the footprints with -at words.

jet pan hat fit nap

Name: _____

Roll, Read & Write!

Directions: Roll a die. Read, color, trace, and box up the -at word in the column. Keep rolling until all the columns are completed!

| | | |
|-----|-----|----|
| pat | fat | ca |
| pat | fat | ca |
| pat | fat | ca |

Name: _____

The Case of the Missing Vowel

Directions: Use the picture to solve the missing letter. Write the word in the blank line.

| | | |
|---|--|---|
| h | | t |
|---|--|---|

vowels: a e i o u

word in a sentence.

Name: _____


I Spy -at CVC Words

Directions: Cut and paste the letters to build the -at words. Then, write the words in the blank lines.

| | |
|-------------------------|-------------------------|
| | |
| <input type="text"/> at | <input type="text"/> at |
| <input type="text"/> at | <input type="text"/> at |

- _____
- _____
- _____
- _____
- _____

m
r
s
c
h



BY: CURRICULUM Castle

Examples of completed printables ...

Name: _____



I Spy -at CVC Words

Directions: Cut and paste the letters to build the -at words. Then, write the words in the blank lines.

1. cat

2. hat

3. bat

4. mat

5. sat

6. rat




Students cut and paste letters to make new CVC words. Then, they will write each word in the blank lines.

| | |
|----|------|
| at | m at |
| at | s at |
| at | r at |

Name: _____

Directions: Roll a die. Read, color, trace, and box up the -at word in the column. Keep rolling until all the columns are completed!

Roll, Read & Write!



pat

fat

cat

hat

bat

rat



pat

fat

cat

hat

bat

rat

pat

fat

cat

hat

bat

rat

fat

cat

hat


bat

rat

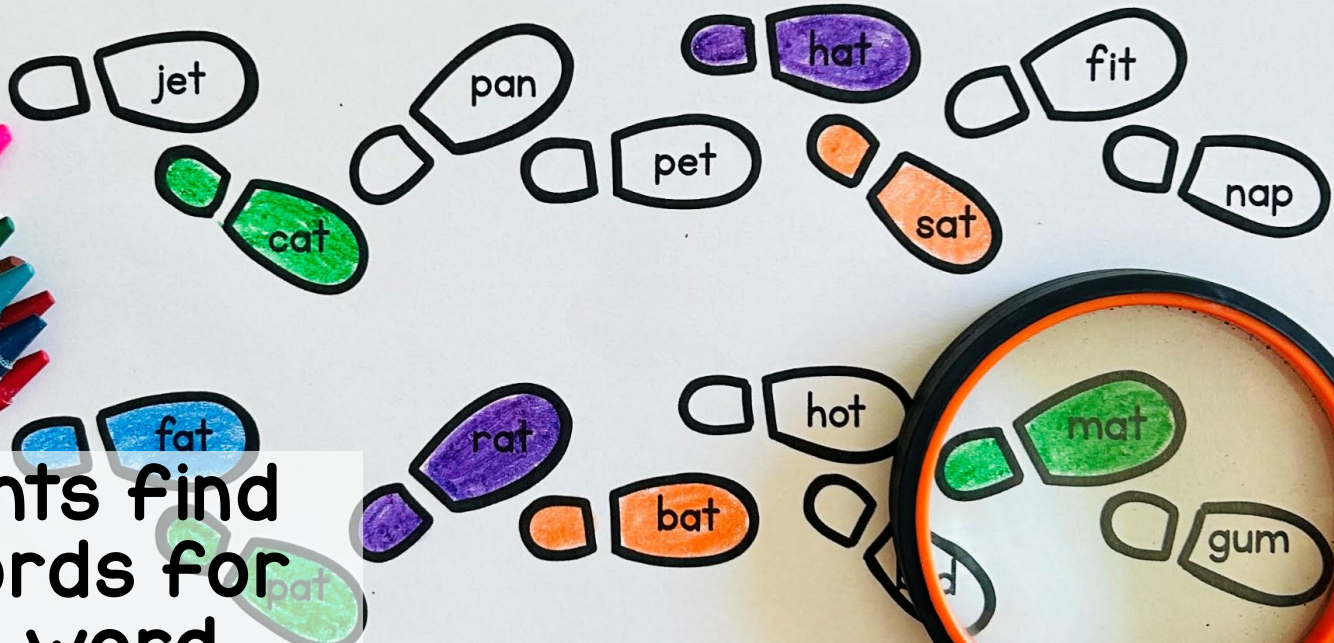
Students roll a die to read, color, trace, and box up each CVC word.

Name: _____

Directions: Color in the footprints with -at words.



Follow **-at** the Prints!



Students find the words for each word family and color in the footprints.


Copyright © Curriculum Castle

Copyright © 2015 Curriculum Castle

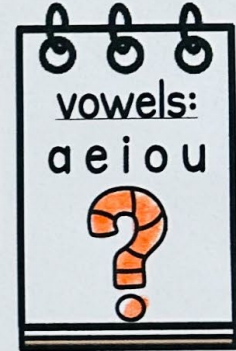
Name: _____

Directions: Use the picture to solve the missing letter. Write the word in the blank line.


The Case of the Missing Vowel



h a t



hat



Use the word in a sentence.

The brown
too big.


Students use the picture to fill in the missing vowel. Then, they write the word and use it in a sentence.






Copyright © Curriculum Castle

Name: _____

CVC Fluency Folders


Directions: Using a pencil and paperclip, spin the spinner. Read each word in that row. Keep spinning until all the rows are completed!



| SPIN | After you read the row, color in the folder. | | | |
|--|--|-----|-----|-----|
|  | hat | bat | rat | pat |
|  | fat | cat | mat | sat |
|  | bat | fat | pat | cat |
|  | rat | sat | bat | hat |
|  | mat | pat | cat | fat |

Students spin the spinner and read each row of CVC words to build fluency.

Name: _____



I Spy **-at** CVC Words

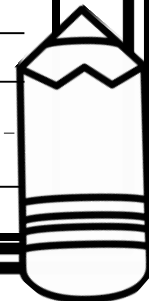
Directions: Cut and paste the letters to build the -at words. Then, write the words in the blank lines.



| | | | |
|----------------------|----|----------------------|----|
| <input type="text"/> | at | <input type="text"/> | at |
| <input type="text"/> | at | <input type="text"/> | at |
| <input type="text"/> | at | <input type="text"/> | at |

1. _____
2. _____
3. _____
4. _____
5. _____
6. _____




| |
|---|
| m |
| r |
| s |
| c |
| b |
| h |



Name: _____

Roll, Read & Write!

Directions: Roll a die. Read, color, trace, and box up the -at word in the column. Keep rolling until all the columns are completed!



pat


fat

cat

hat

bat

rat



pat


fat

cat

hat

bat

rat



pat

fat

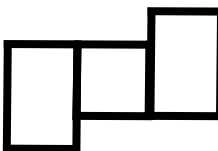
cat

hat

bat

rat


box



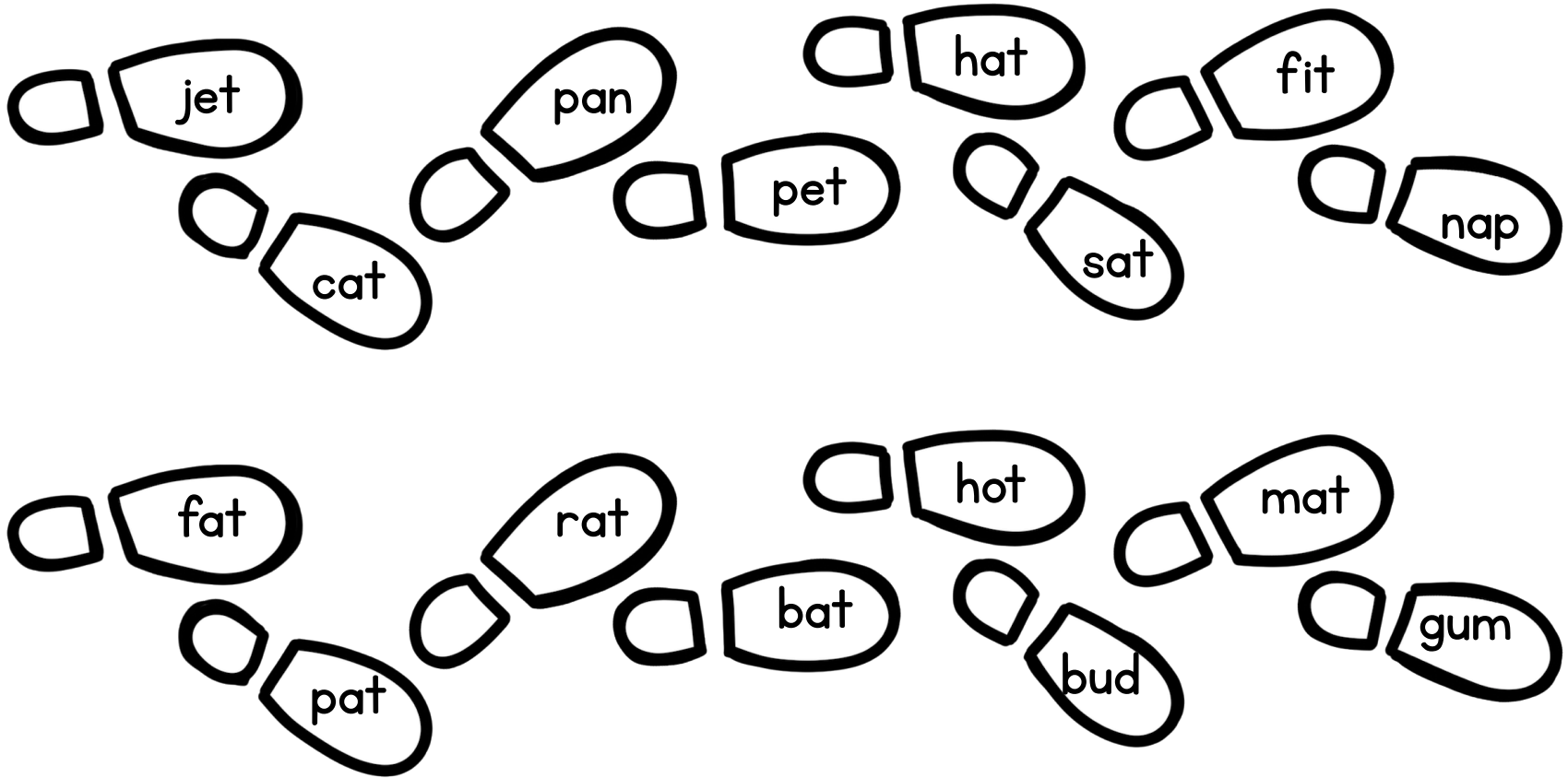
up

Name: _____

Directions: Color in the
footprints with -at words.




Follow **-at** the Prints!



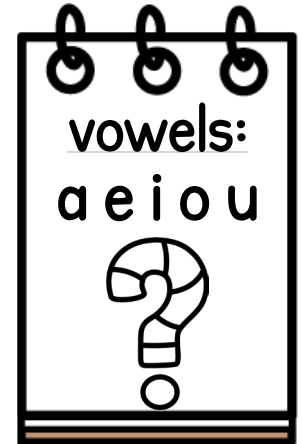
Name: _____

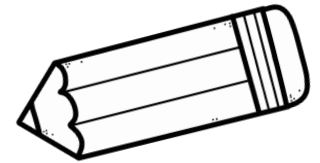
The Case of the Missing Vowel

Directions: Use the picture to solve the missing letter. Write the word in the blank line.



| | | |
|---|--|---|
| h | | t |
|---|--|---|











Use the word in a sentence.


Name: _____

CVC Fluency Folders

Directions: Using a pencil and paperclip, spin the spinner. Read each word in that row. Keep spinning until all the rows are completed!




| SPIN | After you read the row, color in the folder. | | | |
|---|--|-----|-----|-----|
|  | hat | bat | rat | pat |
|  | fat | cat | mat | sat |
|  | bat | fat | pat | cat |
|  | rat | sat | bat | hat |
|  | mat | pat | cat | fat |



Resources you'll love...

LOOK AT ME READ

CVC Word Detectives




BY: CURRICULUM Castle

K

LOOK AT ME READ

CVC Word Family Mini Books



BY: CURRICULUM Castle

K

Terms of Use:



YOU MAY:

- use items (free or paid) for your own classroom students or personal use
- distribute our resources in printed packets to your students/families
- send via email to your classroom families
- post on your password protected class websites or apps that the general public can NOT access (ex. Google Classroom™)
- reference our resources in blog posts, workshops, seminars and share on social media provided credit is given to Curriculum Castle (link back to our website, store or individual product)



YOU MAY NOT:

- alter the resource or remove the copyright
- claim this work as your own or use commercially in any way (ex. online marketplace platforms such as Outschool)
- sell the files or combine them into another unit for sale/free
- distribute our resources to other educators. Additional discounted licenses are available.
- post or distribute our free or paid resources on a non-secure blog, school or district website, or file sharing site

Clip Art & Fonts:



Thank you for downloading!

We appreciate your feedback.

Please check out our store and don't forget to follow us for the latest FREEBIES and newly listed products.

This item is a digital download created by Yvette Florez and Jessica Ruiz of Curriculum Castle.

As such, it is for use in one classroom only.

This resource is also bound by copyright laws and redistributing, editing, selling, or posting this item (or any part thereof) on the Internet are all strictly prohibited without first gaining permission from the author. Violations are subject to the penalties of the Digital Millennium Copyright Act. Please contact us if you wish to be granted special permissions!

curriculumcastle@gmail.com

